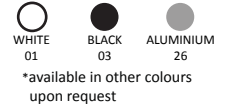



UP DOWN WALL MOUNTED

HIGH EFFICIENCY LINEAR LED



WALL MOUNTED



Body:
Aluminium Profile

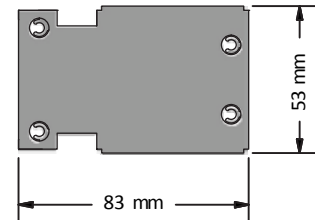
Optical medium:
PMMA Opal Diffuser

Light source:
Constant Current LED Module

Ηλεκτρολογικός εξοπλισμός:
Constant Current LED Driver
› On/Off
› Dim 1-10V
› Dali

Characteristics:
CCT 3000K 4000K
CRI 80
Chromaticity: 3-4 SDCM
Protection degree IP 20
LOR 78
Power Factor 0,92

Upon request:
Constant Lumen Operation
CRI 90
Custom Dimensions



APP 1	CODE	LENGTH (mm)	LUMINUS FLUX (Lm)		POWER WATT
			3000 K	4000K	
	310103008	300	696	731	5,4
	310205808	580	1392	1462	10,7
	310308608	860	2016	2117	15,4
	310411408	1140	2880	3024	22,3
	310514208	1420	3360	3528	25,7

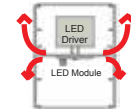
*LUMINUS FLUX OF MODULE & POWER CONSUMPTION OF SYSTEM

APP 3	CODE	LENGTH (mm)	LUMINUS FLUX (Lm)		POWER WATT
			3000 K	4000 K	
	310103020	300	1800	1920	14,1
	310205820	580	3600	3840	28,2
	310308620	860	5400	5760	42,3
	310411420	1140	7200	7680	56,4
	310514220	1420	9000	9600	70,5

*LUMINUS FLUX OF MODULE & POWER CONSUMPTION OF SYSTEM

✓ up to 143 Lm/W
High efficiency LED module up to 143 Lm/W

✓ Tc:45°C
Better heat dissipation through the H-shaped aluminium profile



✓ Upgradeable

✓ L 80 B10 @50.000 hrs

Designed based on ZHAGA Book 7 cat. LLE-L28W4

Lumen Maintenance Factor 80% @ 50.000 operation hours

✓ Warranty
5 years in combination with the appropriate driver



80